



Fire and Safety

Fire Safety Requirements

Home Based Child Care Operators are required to have appropriate safety measures in place to protect children in the event of an emergency. A Fire Safety Preliminary Checklist must be submitted with the complete application package.

- Post the Fire Safety Plan adjacent to all exits.
- Install working, hardwired and interconnected smoke alarms on each floor in every bedroom. Install an accessible, working fire extinguisher as required.
- If your property contains gas appliances, ensure there is a working carbon monoxide detector on every floor.
- Test annually and maintain all smoke alarms, fire extinguishers and carbon monoxide detectors.

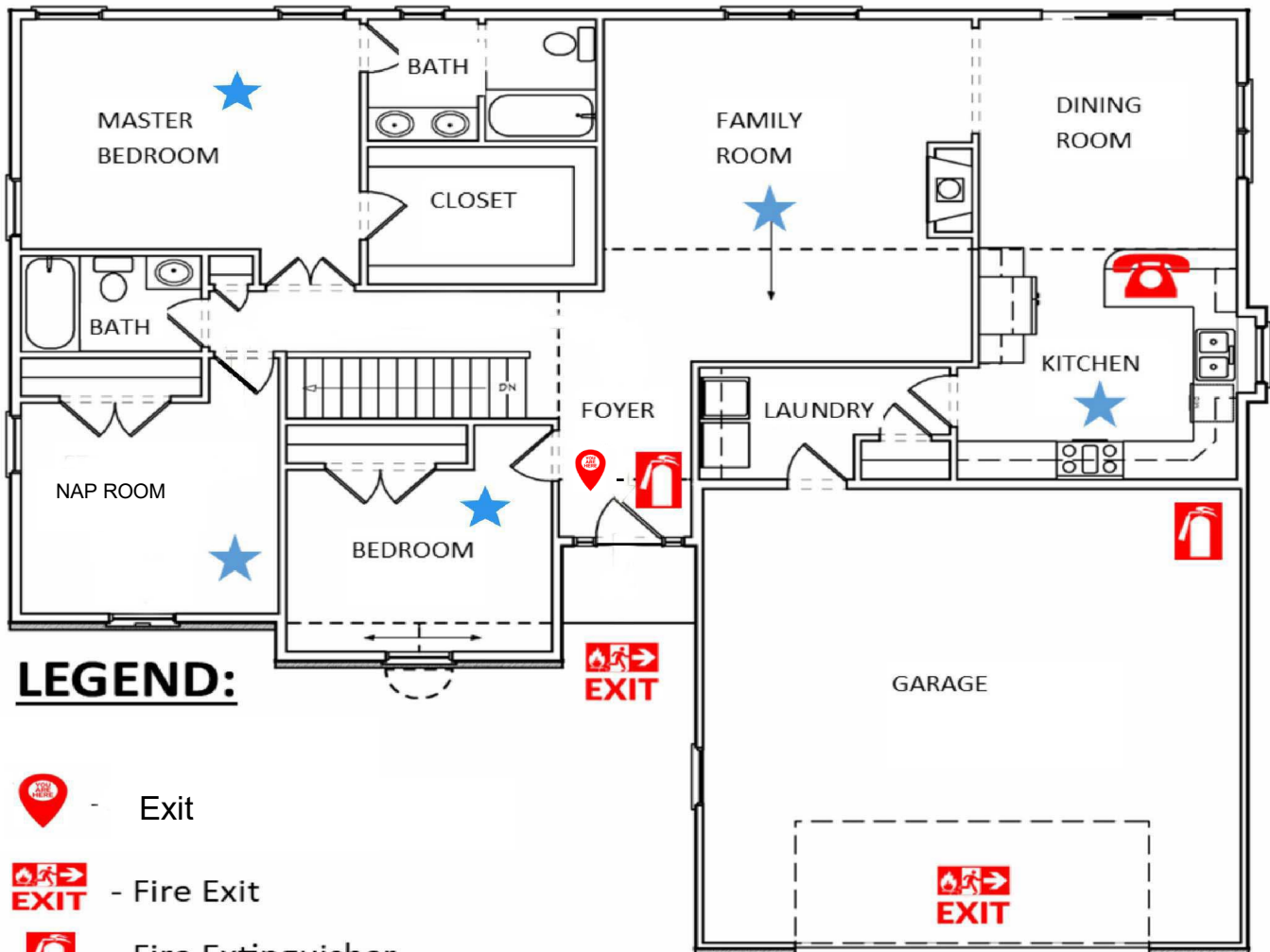
Fire Safety Plan

Operators must provide a Fire Safety Plan and display the plan at entrances and exits. The Fire Safety Plan must include the following information:






- A floor plan of the childcare space labelling each area for intended use
- Address of property
- Emergency contact number (911)
- Location of extinguishers and smoke/carbon monoxide alarms
- Location of entrances and exits
- Include a legend
- Instructions of what to do in case of a fire and meeting place



Example Fire Evacuation Plan



LEGEND:

-  - Exit
-  - Fire Exit
-  - Fire Extinguisher
-  - Telephone
-  - Smoke/Carbon Monoxide Alarms

If you discover a fire:

1. Immediately, alert others in the house of the fire.
2. Call the Fire Department, DIAL 9-1-1. Tell them you are reporting a fire at:
*****ADDRESS OF PROPERTY HERE*****
3. At the sound of a smoke alarm or residential sprinkler system, leave the building and meet at the assembly area.

*****DESCRIBE ASSEMBLY AREA HERE*****